

6.2.1 Examples of activity successfully conducted on the basis of strategic plan

Example 1

Initiation of Online e-learning system-Moodle

Introduction to MOODLE

JSPM's JSIMR MOODLE is an exclusive Online Learning Platform designed to provide educators, administrators and students learners with a single robust, secure and integrated system to create personalized learning environments. Following are the features and benefits of MOODLE.

URL of MOODLE : <http://117.206.159.20/jsimr/>

Features of MOODLE for Learning Globally

1. Designed to Support both Teaching and Learning
2. Easy to Use
3. Open Source
4. Always up-to-date
5. All-in-one learning platform
6. Highly Flexible and Fully Customization
7. Robust, Secure and Private
8. Use Any Time, Anywhere, on Any Device
9. Extensive Resources Available

Benefits for students:

1. Students can appear for Quiz/MCQs for free.
2. Students can download the Resource material for the subject like PPTs, Teaching Notes, Books.
3. Student can see activity calendar
4. Student can give online feedback
5. Students can submit assignments online etc.

User Manual

JSPM's **Jayawantrao Sawant Institute of Management & Research** **Handewai, Hadapsar, Pune-28**

MOODLE USER MANUAL FOR STUDENT

Prepared By Dr.Prajakta Warale

Click on the link: <http://117.206.159.20/jsimr/>

Enter User name and password.

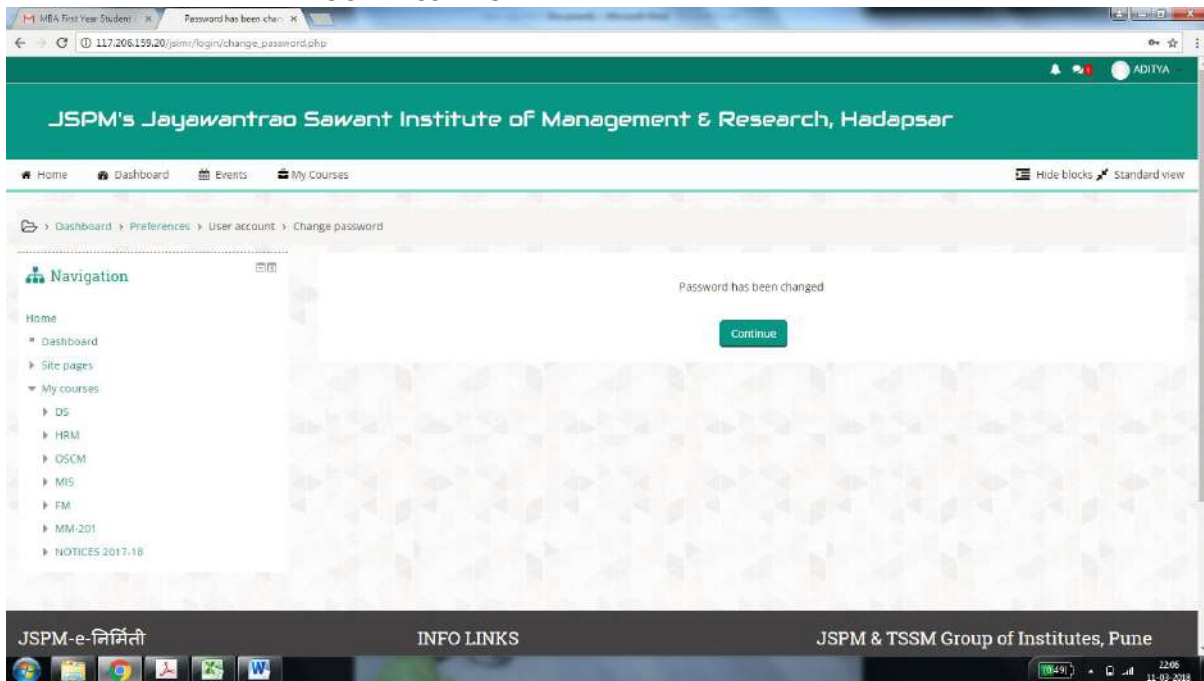


The screenshot displays the Moodle login interface. At the top, there is a green header with the institute's name. Below this is a navigation bar with 'ANNOUNCEMENTS'. The main content area features a 'Navigation' sidebar with 'Home' and 'Courses' links. The central part of the page is a login form with a 'Username' field containing 'adityayodan', a 'Password' field with masked characters, and a red 'Log in' button. The footer is a dark grey bar with three columns: 'JSPM-e-निर्मिती', 'INFO LINKS' (with a link to 'JSPM Group of Institutes, Pune'), and 'JSPM & TSSM Group of Institutes, Pune' (with address, email, and phone number). A maintenance notice is also present in the footer.

Click login



Put Your current password
 Set a new password ,A password should be a combination of CAPLITAL LETTER,small letter, number and special character.
 This step is compulsory.
 For e.g. If your name is Deepak then your password should be Deepak@123.
 ****REMEMBER YOUR PASSWAORD****



Click on Continue.

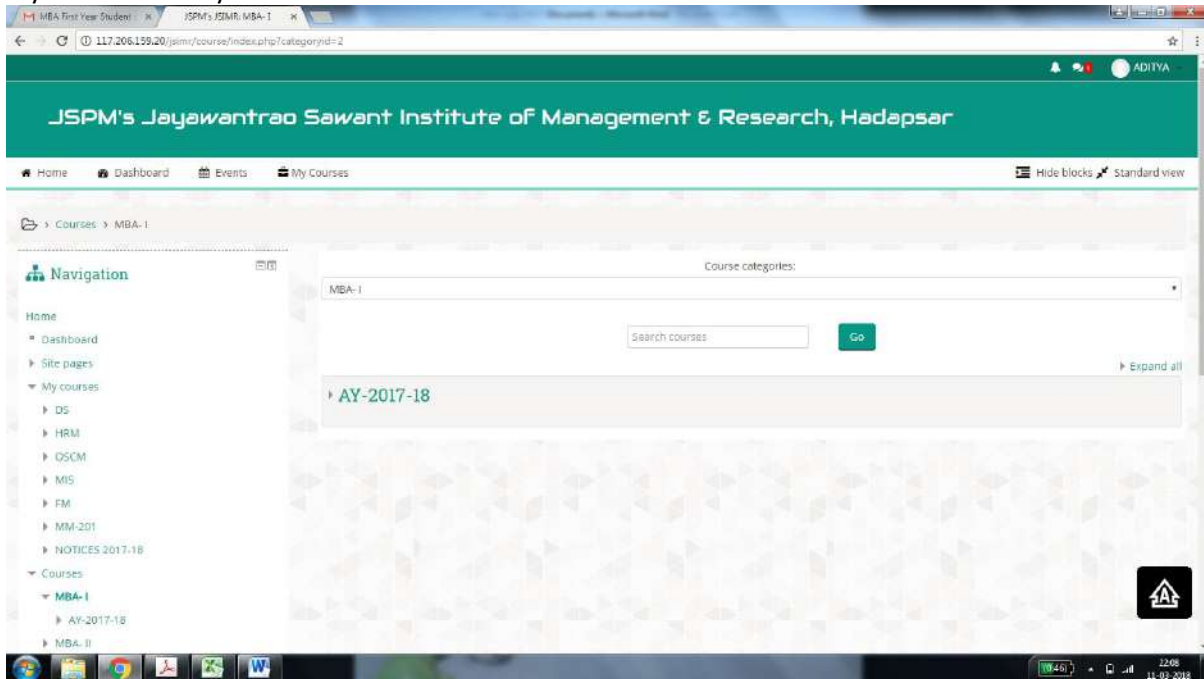


This is home page.

Course categories screen will appear.

If you are MBA-I Year student click on MBA-I

If you are MBA-II year student click on MBA-II



Click AY-2017-18

MANAGEMENT INFORMATI ...

Home Dashboard Events My Courses This course Hide blocks Standard view

My courses > MIS > INTRODUCTION TO MIS > MCQs-Topic 1

Navigation

- Home
- Dashboard
- Site pages
- My courses
 - DS
 - HRM
 - OSCM
 - MIS
 - Participants
- Badges

MCQs-Topic 1

Grading method: Highest grade

Attempt quiz now

Attempt the quiz

MANAGEMENT INFORMATI ...

Home Dashboard Events My Courses This course Hide blocks Standard view

My courses > MIS > INTRODUCTION TO MIS > MCQs-Topic 1

Quiz navigation

1	2	3	4	5	6	7
8	9	10	11	12	13	14
15	16	17	18	19	20	

Finish attempt ...

Question 1
Not yet answered
Marked out of 1.00
Flag question

The information of MIS comes from the

Select one:

- 1. Internal source
- 2. Both internal and external source
- 3. External source
- 4. None of the above

Next page

JSPM-e-निर्मिती INFO LINKS JSPM & TSSM Group of Institutes

Click next ,attempt the quiz and finish the test.

MBA First Year Student | MCQs-Topic 1

117.206.159.20/jsimr/mod/quiz/summary.php?attempt=7

Summary of attempt

Question	Status
1	Answer saved
2	Answer saved
3	Answer saved
4	Answer saved
5	Answer saved
6	Answer saved
7	Answer saved
8	Answer saved
9	Answer saved
10	Answer saved
11	Answer saved
12	Answer saved
13	Answer saved
14	Answer saved
15	Answer saved
16	Answer saved
17	Answer saved
18	Answer saved
19	Answer saved
20	Answer saved

Return to attempt

Submit all and finish

22:22 11-03-2018

Click on "Submit all and finish"



JSPM's
Jayawantrao Sawant
Institute of Management & Research, Hadapsar, Pune-28

JSPM's
Jayawantrao Sawant Institute of Management & Research
Handewai, Hadapsar, Pune-28

MOODLE USER MANUAL FOR FACULTY

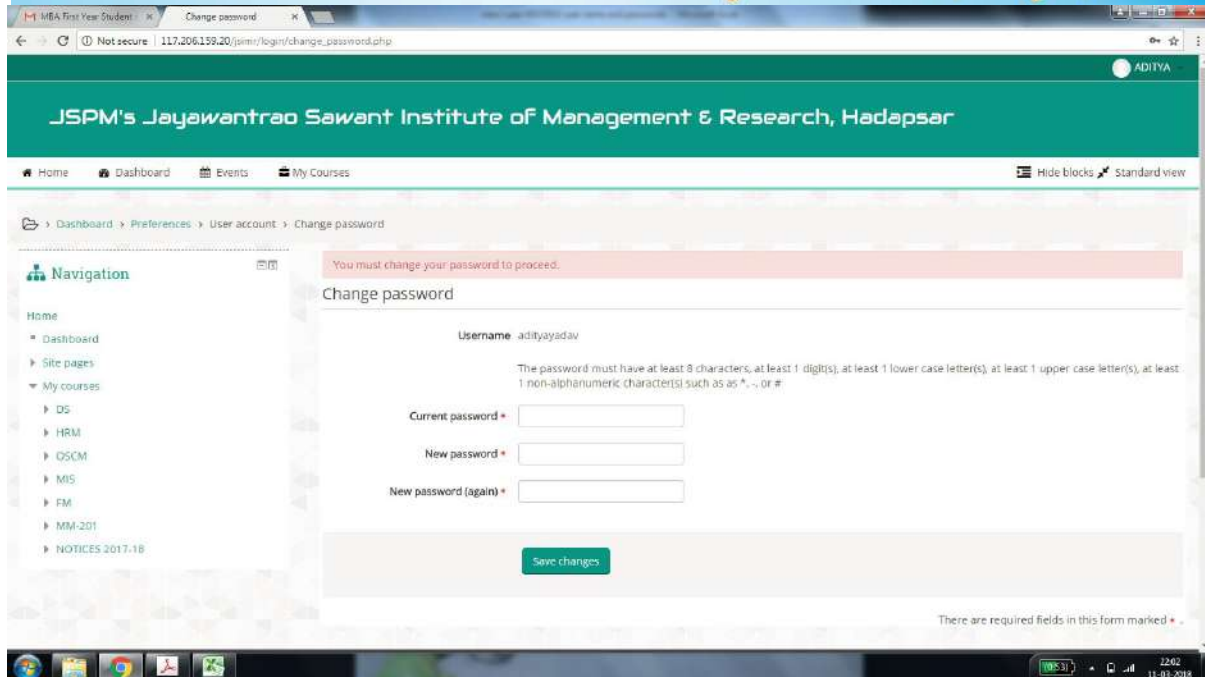
Prepared By Dr.Prajakta Warale

Click on the link: <http://117.206.159.20/jsimr/>



Enter User name and password.

Click login



JSPM's Jayawantrao Sawant Institute of Management & Research, Hadapsar

Home Dashboard Events My Courses Hide blocks Standard view

Dashboard > Preferences > User account > Change password

Navigation

Home

- Dashboard
- Site pages
- My courses
 - DS
 - HRM
 - QSCM
 - MIS
 - FM
 - MM-201
 - NOTICES 2017-18

Change password

You must change your password to proceed.

Change password

Username: adityayadav

The password must have at least 8 characters, at least 1 digit(s), at least 1 lower case letter(s), at least 1 upper case letter(s), at least 1 non-alphanumeric character(s) such as ^, -, or #.

Current password *

New password *

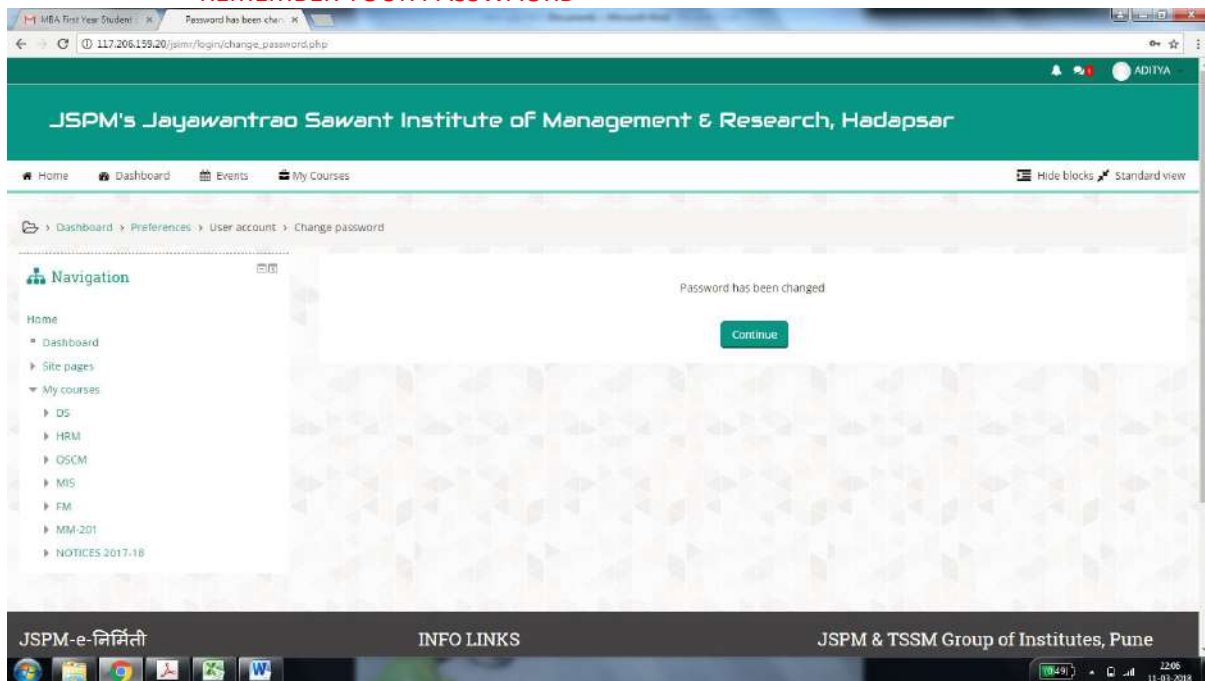
New password (again) *

Save changes

There are required fields in this form marked *

- Put Your current password
- Set a new password ,A password should be a combination of CAPLITAL LETTER,small letter, number and special character.
- This step is compulsory.
- For e.g. If your name is Umesh then your password should be Umesh@123.

REMEMBER YOUR PASSWAORD



JSPM's Jayawantrao Sawant Institute of Management & Research, Hadapsar

Home Dashboard Events My Courses Hide blocks Standard view

Dashboard > Preferences > User account > Change password

Navigation

Home

- Dashboard
- Site pages
- My courses
 - DS
 - HRM
 - QSCM
 - MIS
 - FM
 - MM-201
 - NOTICES 2017-18

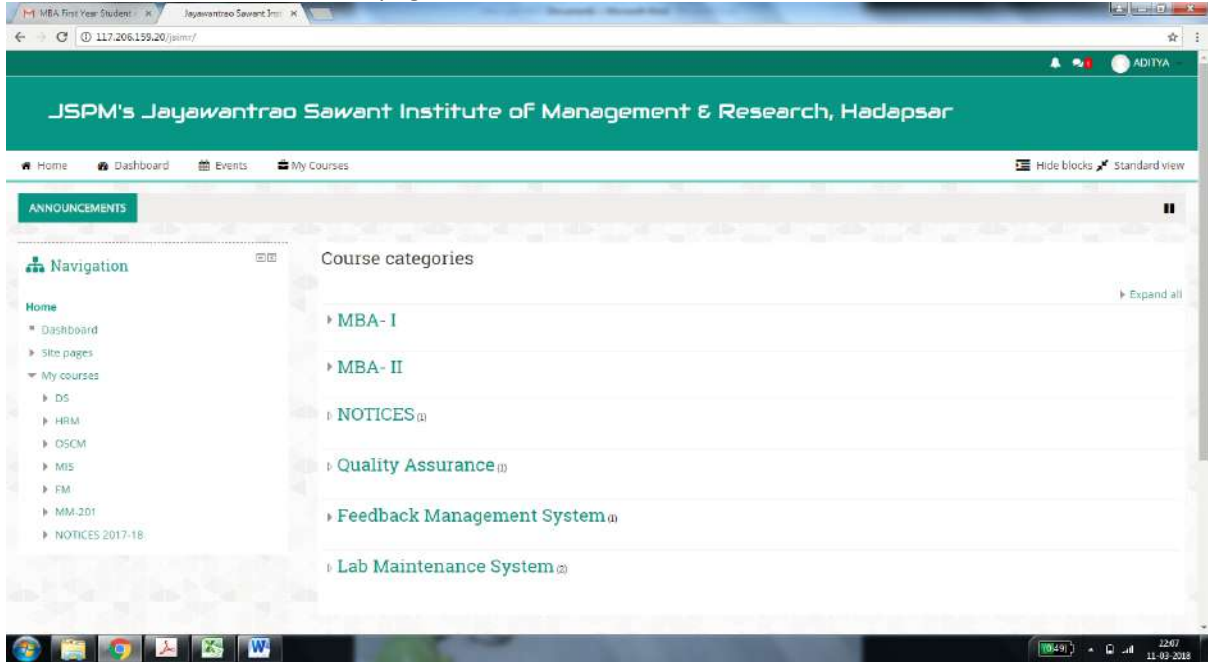
Password has been changed

Continue

JSPM-e-निर्मिती INFO LINKS JSPM & TSSM Group of Institutes, Pune



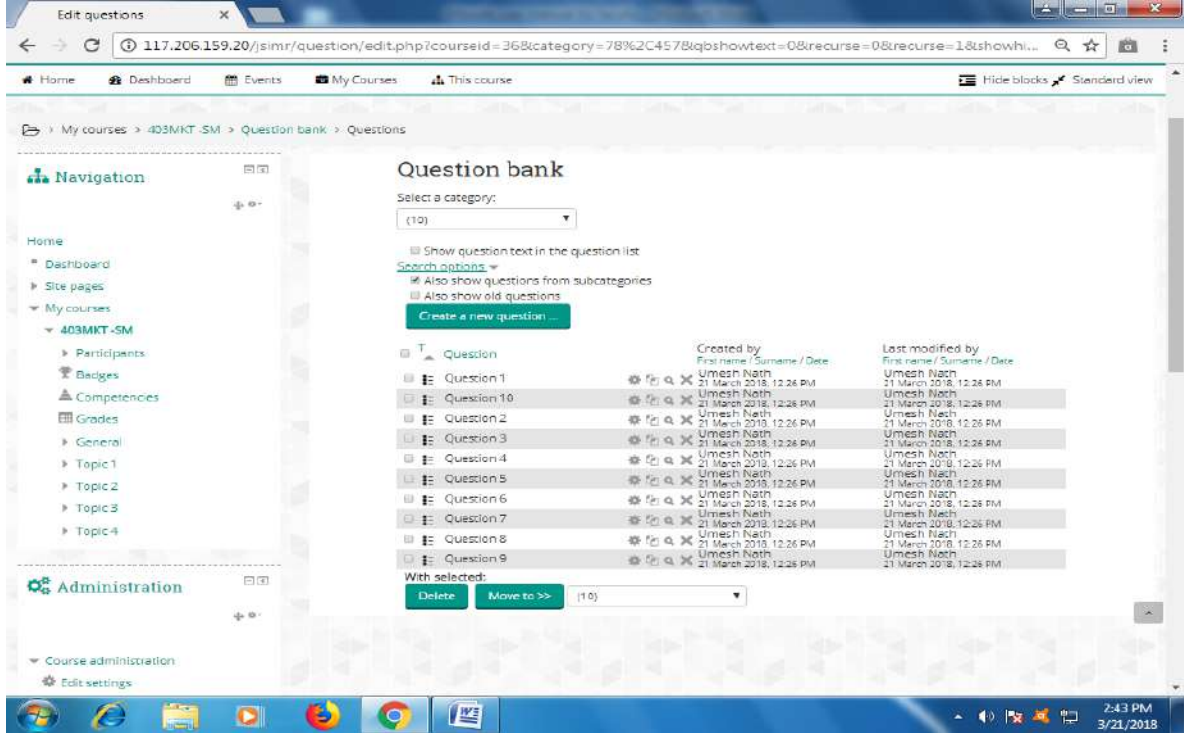
Click on Continue. This is home page.



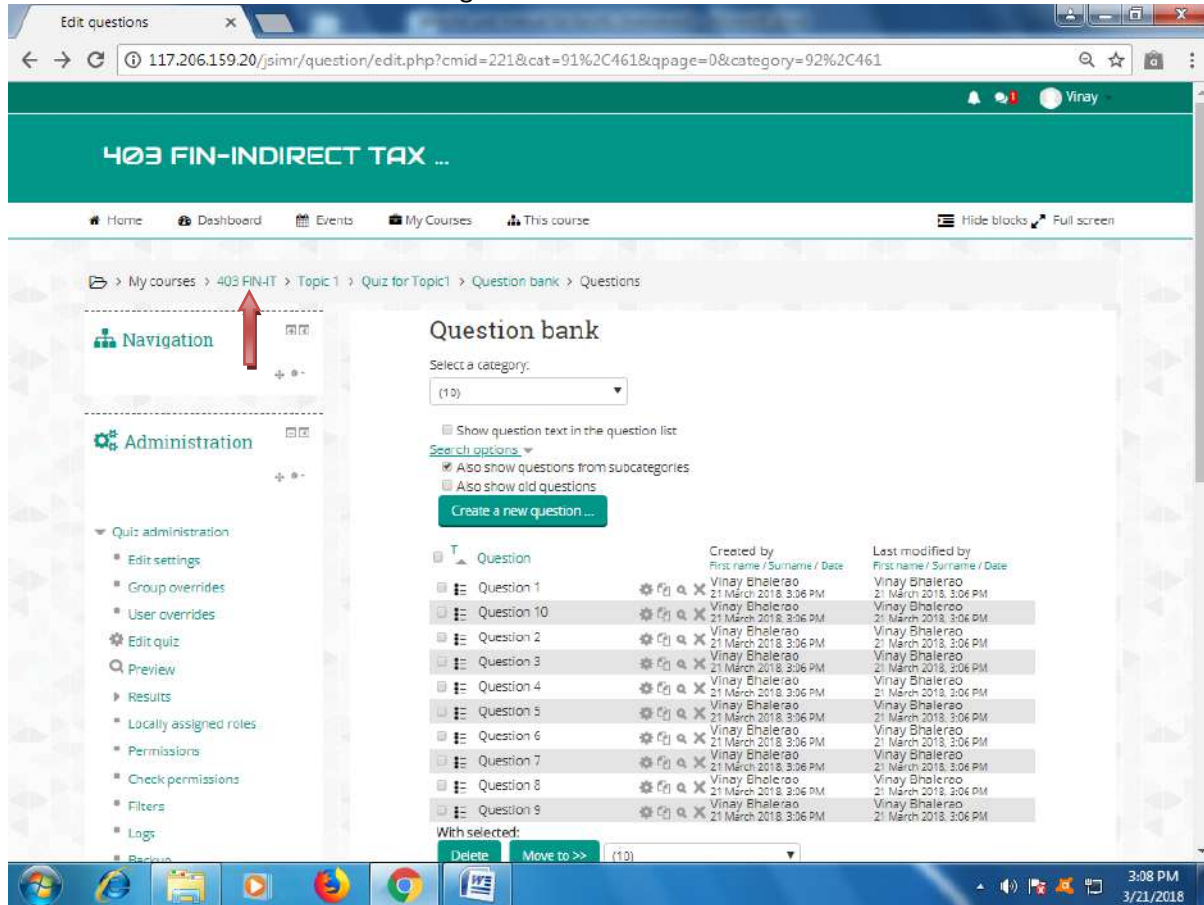
Course categories screen will appear.

Select Course category for e.g. **MBA-II**

Click **AY-2017-18**



Go back to course :-Click Course For E.g.403FIN- IT



The screenshot shows a web browser window with the URL `117.206.159.20/jsimr/question/edit.php?cmid=221&cat=91%2C461&qpage=0&category=92%2C461`. The page title is "403 FIN-INDIRECT TAX ...". The navigation menu includes Home, Dashboard, Events, My Courses, and This course. The breadcrumb trail is: My courses > 403 FIN-IT > Topic 1 > Quiz for Topic1 > Question bank > Questions. A red arrow points to the "403 FIN-IT" link in the breadcrumb.

The main content area is titled "Question bank" and includes a "Select a category:" dropdown menu with "(10)" selected. There are checkboxes for "Show question text in the question list", "Also show questions from subcategories", and "Also show old questions". A "Create a new question ..." button is present.

Question	Created by	Last modified by
	First name / Surname / Date	First name / Surname / Date
Question 1	Vinay Bhalerao 21 March 2018, 3:06 PM	Vinay Bhalerao 21 March 2018, 3:06 PM
Question 10	Vinay Bhalerao 21 March 2018, 3:06 PM	Vinay Bhalerao 21 March 2018, 3:06 PM
Question 2	Vinay Bhalerao 21 March 2018, 3:06 PM	Vinay Bhalerao 21 March 2018, 3:06 PM
Question 3	Vinay Bhalerao 21 March 2018, 3:06 PM	Vinay Bhalerao 21 March 2018, 3:06 PM
Question 4	Vinay Bhalerao 21 March 2018, 3:06 PM	Vinay Bhalerao 21 March 2018, 3:06 PM
Question 5	Vinay Bhalerao 21 March 2018, 3:06 PM	Vinay Bhalerao 21 March 2018, 3:06 PM
Question 6	Vinay Bhalerao 21 March 2018, 3:06 PM	Vinay Bhalerao 21 March 2018, 3:06 PM
Question 7	Vinay Bhalerao 21 March 2018, 3:06 PM	Vinay Bhalerao 21 March 2018, 3:06 PM
Question 8	Vinay Bhalerao 21 March 2018, 3:06 PM	Vinay Bhalerao 21 March 2018, 3:06 PM
Question 9	Vinay Bhalerao 21 March 2018, 3:06 PM	Vinay Bhalerao 21 March 2018, 3:06 PM

At the bottom, there is a "With selected:" section with a "Delete" button and a "Move to >>" dropdown menu showing "(10)". The system clock in the bottom right corner shows 3:08 PM on 3/21/2018.